





















Molloy College-Rep Plot rev10-8-12A.lw5

10/8/2012

MOLLOY COLLEGE
 REP. PLOT - PHASE 2



Lighting by Ed McCarthy
 917-806-6367
 ed@solaisdesigns.com

Channel	Dimmer	Position	Unit#	Purpose	Type & Acc & W	Color & Gobo
(1)	1/54	#1 COVE	14	Fronts DS	S4-14 750w	 R51
	"	"	17	"	"	"
(2)	1/48	#1 COVE	10	Fronts DS	S4-14 750w	 R51
(3)	1/31	#1 COVE	3	Fronts DS	S4-14 750w	 R51
	"	"	7	"	"	"
(4)	1/47	#1 COVE	12	Fronts MS	S4-14 750w	 R51
	"	"	15	"	"	"
(5)	1/37	#1 COVE	9	Fronts MS	S4-14 750w	 R51
(6)	1/33	#1 COVE	1	Fronts MS	S4-14 750w	 R51
	"	"	4	"	"	"
(11)	1/72	#2 BOX BOOM R	5	Fronts /	S4-19 750w	 R02
(12)	1/73	#2 BOX BOOM R	3	Fronts /	S4-19 750w	 R02
(13)	1/74	#2 BOX BOOM R	1	Fronts /	S4-14 750w	 R02
(14)	1/69	#2 BOX BOOM L	1	Fronts \	S4-14 750w	 R02
(15)	1/70	#2 BOX BOOM L	3	Fronts \	S4-19 750w	 R02
(16)	1/71	#2 BOX BOOM L	5	Fronts \	S4-19 750w	 R02
(21)	1/66	#1 BOX BOOM R	3	Fronts >	S4-36 750w	 R132
(22)	1/67	#1 BOX BOOM R	2	Fronts >	S4-26 750w	 R132
(23)	1/68	#1 BOX BOOM R	1	Fronts >	S4-19 750w	 R132
(24)	1/100	LX 1	23	DS Ends >>	S4-36 750w	 R119
(25)	1/102	LX 1	20	DS Ends >>	S4-26 750w	 R119
	"	"	22	"	"	"
(26)	1/99	LX 1	18	DS Ends >>	S4-26 750w	 R119
(27)	1/122	LX 2	21	MS Ends >>	S4-36 750w	 R119
(28)	1/121	LX 2	18	MS Ends >>	S4-26 750w	 R119
	"	"	20	"	"	"

Channel	Dimmer	Position	Unit#	Purpose	Type & Acc & W	Color & Gobo
(29)	1/118	LX 2	16	MS Ends >>	S4-26 750w	<input type="radio"/> R119
(30)	1/139	LX 3	17	US Ends >>	S4-19 750w	<input type="radio"/> R119
	"	"	19	"	S4-26 750w	"
	1/140	"	21	"	"	"
	"	"	22	"	S4-36 750w	"
(31)	1/63	#1 BOX BOOM L	1	Fronts <	S4-19 750w	<input type="radio"/> R132
(32)	1/64	#1 BOX BOOM L	2	Fronts <	S4-26 750w	<input type="radio"/> R132
(33)	1/65	#1 BOX BOOM L	3	Fronts <	S4-36 750w	<input type="radio"/> R132
(34)	1/80	LX 1	6	DS Ends <<	S4-26 750w	<input type="radio"/> R119
(35)	1/78	LX 1	2	DS Ends <<	S4-26 750w	<input type="radio"/> R119
	"	"	4	"	"	"
(36)	1/77	LX 1	1	DS Ends <<	S4-36 750w	<input type="radio"/> R119
(37)	1/109	LX 2	6	MS Ends <<	S4-26 750w	<input type="radio"/> R119
(38)	1/106	LX 2	2	MS Ends <<	S4-26 750w	<input type="radio"/> R119
	"	"	4	"	"	"
(39)	1/105	LX 2	1	MS Ends <<	S4-36 750w	<input type="radio"/> R119
(40)	1/123	LX 3	1	US Ends <<	S4-36 750w	<input type="radio"/> R119
	"	"	2	"	S4-26 750w	"
	1/124	"	4	"	"	"
	"	"	6	"	S4-19 750w	"
(41)	1/96	LX 1	17	DS Downlight	S4 Parnelw/BD 750w	<input checked="" type="radio"/> R305
	"	"	21	"	"	"
(42)	1/89	LX 1	10	DS Downlight	S4 Parnelw/BD 750w	<input checked="" type="radio"/> R305
	"	"	12	"	"	"
	"	"	14	"	"	"
(43)	1/83	LX 1	3	DS Downlight	S4 Parnelw/BD 750w	<input checked="" type="radio"/> R305
	"	"	7	"	"	"
(44)	1/119	LX 2	15	MS Downlight	S4 Parnelw/BD 750w	<input checked="" type="radio"/> R305
	"	"	18	"	"	"

Channel	Dimmer	Position	Unit#	Purpose	Type & Acc & W	Color & Gobo
(45)	1/113	LX 2	9	MS Downlight	S4 Parnelw/BD 750w	R305
	"	"	11	"	"	"
	"	"	13	"	"	"
(46)	1/108	LX 2	3	MS Downlight	S4 Parnelw/BD 750w	R305
	"	"	7	"	"	"
(47)	1/137	LX 3	16	US Downlight	S4 Parnelw/BD 750w	R305
	"	"	20	"	"	"
(48)	1/131	LX 3	9	US Downlight	S4 Parnelw/BD 750w	R305
	"	"	12	"	"	"
	"	"	14	"	"	"
(49)	1/126	LX 3	3	US Downlight	S4 Parnelw/BD 750w	R305
	"	"	7	"	"	"
(51)	2/1	LX 1	19	DS LEDS	SpectraPar100 99w	RGBA
(52)	2/5	LX 1	16	DS LEDS	SpectraPar100 99w	RGBA
(53)	2/9	LX 1	13	DS LEDS	SpectraPar100 99w	RGBA
(54)	2/13	LX 1	11	DS LEDS	SpectraPar100 99w	RGBA
(55)	2/17	LX 1	8	DS LEDS	SpectraPar100 99w	RGBA
(56)	2/21	LX 1	5	DS LEDS	SpectraPar100 99w	RGBA
(57)	2/25	LX 2	17	MS LEDS	SpectraPar100 99w	RGBA
(58)	2/29	LX 2	14	MS LEDS	SpectraPar100 99w	RGBA
(59)	2/33	LX 2	12	MS LEDS	SpectraPar100 99w	RGBA
(60)	2/37	LX 2	10	MS LEDS	SpectraPar100 99w	RGBA
(61)	2/41	LX 2	8	MS LEDS	SpectraPar100 99w	RGBA
(62)	2/45	LX 2	5	MS LEDS	SpectraPar100 99w	RGBA
(63)	2/49	LX 3	18	US LEDS	SpectraPar100 99w	RGBA
(64)	2/53	LX 3	15	US LEDS	SpectraPar100 99w	RGBA
(65)	2/57	LX 3	13	US LEDS	SpectraPar100 99w	RGBA
(66)	2/61	LX 3	10	US LEDS	SpectraPar100 99w	RGBA

Channel	Dimmer	Position	Unit#	Purpose	Type & Acc & W	Color & Gobo
(67)	2/65	LX 3	8	US LEDS	SpectraPar100 99w	RGBA
(68)	2/69	LX 3	5	US LEDS	SpectraPar100 99w	RGBA
(71)	1/46	#1 COVE	13	Front Color Wash SR	S4-14w/Seachanger 750w	<input type="radio"/> R132
	2/97	"	"	"	Seachanger 99w	CMYxG
	1/46	"	16	"	S4-14w/Seachanger 750w	<input type="radio"/> R132
	2/97	"	"	"	Seachanger 99w	CMYxG
(72)	1/38	#1 COVE	8	Front Color Wash C	S4-14w/Seachanger 750w	<input type="radio"/> R132
	2/93	"	"	"	Seachanger 99w	CMYxG
	1/38	"	11	"	S4-14w/Seachanger 750w	<input type="radio"/> R132
	2/93	"	"	"	Seachanger 99w	CMYxG
(73)	1/32	#1 COVE	2	Front Color Wash SL	S4-14w/Seachanger 750w	<input type="radio"/> R132
	2/89	"	"	"	Seachanger 99w	CMYxG
	1/32	"	5	"	S4-14w/Seachanger 750w	<input type="radio"/> R132
	2/89	"	"	"	Seachanger 99w	CMYxG
(74)	1/53	#2 BOX BOOM R	6	Color / SR	S4-19w/Seachanger 750w	NC
	2/121	"	"	"	Seachanger 99w	CMYxG
(75)	1/25	#2 BOX BOOM R	4	Color / C	S4-19w/Seachanger 750w	NC
	2/117	"	"	"	Seachanger 99w	CMYxG
(76)	1/26	#2 BOX BOOM R	2	Color / SL	S4-14w/Seachanger 750w	NC
	2/113	"	"	"	Seachanger 99w	CMYxG
(77)	1/5	#2 BOX BOOM L	2	Color \ SR	S4-14w/Seachanger 750w	NC
	2/77	"	"	"	Seachanger 99w	CMYxG
(78)	1/6	#2 BOX BOOM L	4	Color \ C	S4-19w/Seachanger 750w	NC
	2/81	"	"	"	Seachanger 99w	CMYxG
(79)	1/34	#2 BOX BOOM L	6	Color \ SL	S4-19w/Seachanger 750w	NC
	2/85	"	"	"	Seachanger 99w	CMYxG

Channel	Dimmer	Position	Unit#	Purpose	Type & Acc & W	Color & Gobo
(81)	3/1	LX 4	8	CYC Down	ColorForce72	RGBA
(82)	3/5	LX 4	7	CYC Down	ColorForce72	RGBA
(83)	3/9	LX 4	6	CYC Down	ColorForce72	RGBA
(84)	3/13	LX 4	5	CYC Down	ColorForce72	RGBA
(85)	3/17	LX 4	4	CYC Down	ColorForce72	RGBA
(86)	3/21	LX 4	3	CYC Down	ColorForce72	RGBA
(87)	3/25	LX 4	2	CYC Down	ColorForce72	RGBA
(88)	3/29	LX 4	1	CYC Down	ColorForce72	RGBA
(99)	1/58	BALC.RAIL	2	Aud. Walls	S4-50 Jr 575w	 R26
	"	"	3	"	"	"
(100)	1/56	BALC.RAIL	1	Curtain Warmers	S4-36 750w	 L205+R132
	"	"	4	"	"	"
(121)	1/132	LX 3	11	MS Dnlg	S4-36w/Seachanger 750w	NC
	2/73	"	"	"	Seachanger 99w	CMYxG
(122)	1/95	LX 1	15	SPARE	S4-36 750w	TBD
(123)	1/84	LX 1	9	SPARE	S4-36 750w	TBD
(131)		SR BOOM #1	1	DS #1 HH	S4-26 750w	TBD
(132)		SR BOOM #2	1	MS #2 HH	S4-26 750w	TBD
(133)		SR BOOM #3	1	US #3 HH	S4-26 750w	TBD
(134)		SL BOOM #1	1	DS #1 HH	S4-26 750w	TBD
(135)		SL BOOM #2	1	MS #2 HH	S4-26 750w	TBD
(136)		SL BOOM #3	1	US #3 HH	S4-26 750w	TBD
(141)		SR BOOM #1	2	DS #1 Shin	S4-36 750w	TBD
(142)		SR BOOM #2	2	MS #2 Shin	S4-36 750w	TBD
(143)		SR BOOM #3	2	US #3 Shin	S4-36 750w	TBD
(144)		SL BOOM #1	2	DS #1 Shin	S4-36 750w	TBD
(145)		SL BOOM #2	2	MS #2 Shin	S4-36 750w	TBD

Channel	Dimmer	Position	Unit#	Purpose	Type & Acc & W	Color & Gobo
(146)		SL BOOM #3	2	US #3 Shin	S4-36 750w	TBD

Items WITHOUT Channel

Channel	Dimmer	Position	Unit#	Purpose	Type & Acc & W	Color & Gobo
		BOOTH	1	F/Spots	Lycian 1275 1.2kw	Note 1
		"	2	"	"	"

NOTES:

- 1. Spots : R35, L110, L152, R54, R78, R132